



Buzz wearing his Thundershirt.™

The Tellington TTouch Method: Body Wraps for Calming, Focusing and Anxiety

Jenn Merritt, CPDT-KA

About 10 years ago, TTouch was recommended as a way to help my dog recover and adapt after an amputation. The simple techniques not only accelerated my dog's rehabilitation, but also contributed to positive behavioral effects as well. This experience prompted me to learn more about the TTouch Method and attend a series of hands-on workshops. After introducing the techniques within dog training classes and with private clients, I discovered how seamlessly the TTouch Method could be integrated with reward based training. It could enhance progress on a variety of issues. Over the years, TTouch became a vital option in my training toolbox.

When most people think about TTouch, they know it involves various touches. But the TTouch Method is more than just physical touch—it is a way to provide an animal's body and brain information that can influence how they move, react, and learn. TTouch can be particularly useful when dealing with dogs that are stressed, tense, anxious, fearful, or over-aroused and otherwise unresponsive to food rewards. By helping the animal achieve a calmer state, reactivity and overall stress can be decreased and we can then concentrate on teaching the dog more adaptive ways to respond to their environment. Most importantly, TTouch is easy to learn and use, easy to teach to clients, and can be used in a variety of different situations. The worst thing that can happen by using a TTouch technique is nothing.

The three main elements of the TTouch method are: body wraps, various physical touches, and balanced movement exercises. This article will focus on the use of body wraps and the physical and behavioral changes that can occur with their use.

Body wrapping involves not restrictive lengths of fabric, such as an Ace bandage, draped in a figure eight over and around the chest, shoulders, abdomen, and sometimes the hindquarters. The wraps should provide just enough pressure to provide contact, are never tight, and are ideally used for short periods of time to prevent habituation, sometimes only 10-15 minutes. Body wraps such as Thundershirts™ are very easy for clients to put on their dogs and provide a custom fit. Thundershirts™ are also ideal for working with dogs in classes and public spaces as they look like any other fitted jacket.

My first experience with body wraps was with one of my own dogs that suffered from catatonic thunderstorm anxiety. Nothing seemed to provide any sense of relief including prescription medications. Use of a body wrap caused a profound change in my dog from an utter state of panic to a calm, relaxed state. Before the storm arrived, I applied a "half" wrap and she curled up and remained in a calm state during the particularly noisy storm. From that point on, when a storm approached, she would find me in the house to put on her wrap, and she could easily cope. If I didn't put the wrap on, her reactions were still less intense than they had previously been suggesting a cumulative effect on the body and mind.

Can light pressure from a body wrap really affect internal states and behavior? The most obvious example may be how pressure calms a fussy infant when they are swaddled. To explain how pressure touch creates shifts in behavior, we can look to how the nervous system takes in and processes this specific information. Through a body wrap, we are subtly enhancing the amount of information received by the nervous system from different parts of the body contacting the wrap. The nervous system responds by sending information back to the those areas of the body influencing movement and releasing body tension. We can see not only physical responses to pressure touch such as relaxed muscles and posture changes, but also physiological responses, such as reduced respiration¹.

Physical and physiological changes from the application of pressure have been demonstrated with people as well as dogs and other animals. Author Temple Grandin discovered first hand how pressure could affect people as she learned to manage her own symptoms of Asperger's Syndrome. As a young adult, she developed a "squeeze machine" that applied pressure to her body and found it relieved her anxiety, tension, and aggression. The idea came from her observations of cattle and other livestock animals being calmed while contained in a squeeze chute². Pressure vests, used by occupational therapists to aid children with a variety of different sensory and processing disorders, can improve concentration and performance in the classroom.³ With dogs, pressure on the body has been studied as part of treatment protocols for dogs with severe fear based aggression towards people and other dogs. It has been shown to aid in the suppression of aggressive behavior and arousal.⁴

After experiencing such surprising successes with body wraps in my own home, I began to use *[continued on next page]*

them with my clients for anxieties beyond thunderstorms. Wraps could be a tool to help reduce travel anxiety, noise anxiety (such as construction noise), and generalized anxiety. Eventually, wraps also made their way into my dog training classes.

From puppy classes to performance-based classes, I, like many other TTouch Practitioners, found body wraps could serve a variety of functions within the classroom. Initially, wraps seemed like a perfect tool for inexperienced puppies and dogs that came into basic training classes that were nervous or aroused. Body wraps were an easy way to get them settled in. I would often play a “dress up” game with Thundershirts™ introducing them within the context of a lighthearted activity. More often than not, the shirts seemed to give a sense of comfort, a sense of containment, and shifted the dog’s focus from their environment to their bodies. Dogs that previously were too aroused or fearful to be interested in food rewards suddenly began to eat. If they began taking treats, I knew that stress was being reduced and the dogs were entering into a better learning state.

Case Study 1: Abby

Abby was a six-year-old female Goldendoodle with performance anxiety. She and her person, Judy, loved to practice Rally-O with flair and confidence at their practice space, but when it came to performing routines at a run-thru or

trial, Abby would become tense, she would freeze up, and become unresponsive after only few seconds in the ring. I was convinced that a body wrap would help Abby feel more secure and keep her body from tensing up. We used a Thundershirt™ on Abby, which she could take into the ring at a run-thru, introducing it at her regular practice space. I also had Judy put the Thundershirt™ on Abby for brief periods outside of practicing, when they were throwing a ball or just having fun. The next week, we tried using the Thundershirt in the ring at a Rally-O run-thru. On her first run, Abby entered the ring with surprising confidence and completed her run with no freezing, a relaxed body, and all the flair that she demonstrated in practice. The run was a true breakthrough for dog and handler. You can see a video excerpt of Abby before and after at www.youtube.com/watch?v=CqTqh28FA-g.

As wraps can also impact movement and posture, they can be a tool to improve performance in dog sports and related activities. The light pressure brings awareness to certain areas of the body and help the dog to pay attention to their bodies instead of their environment. Many dogs have a lack of awareness of their bodies, particularly when they are aroused. We see this in performance dogs knocking over bars or missing contacts, also increasing their risk of injury. Body wraps can also be used to help dogs become more tuned into their bodies and thereby more successful and safer while practicing and performing.

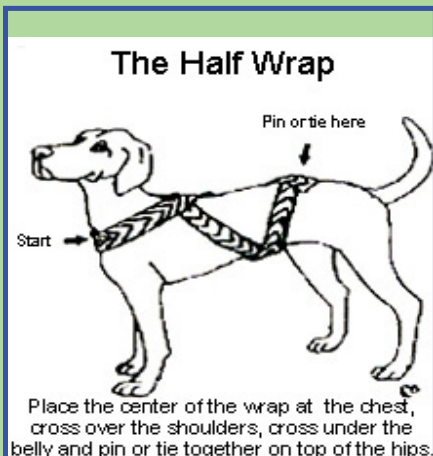
Case Study 2: Kylie

Kylie was a five-year-old Labrador that excelled at many aspects of agility. Her enthusiasm often got the better of her as she routinely knocked over most of the jumps as she completed a course. Our goal for Kylie was to give her more awareness of her hindquarters so that she would consciously lift her back legs over the jump. First we allowed Kylie to practice jumps, counting the number of bars knocked over, which averaged 75%. We then placed Kylie in wraps that included her hindquarters and walked her slowly around the outer section of the course. After a few moments, we removed the wraps and took Kylie into the practice area for another session of jump practice. After several runs, the average was 25% bars knocked down, with a few runs with no bars knocked down. This one session was a definite improvement and incentive for Kylie’s handlers to continue working with her towards competition.

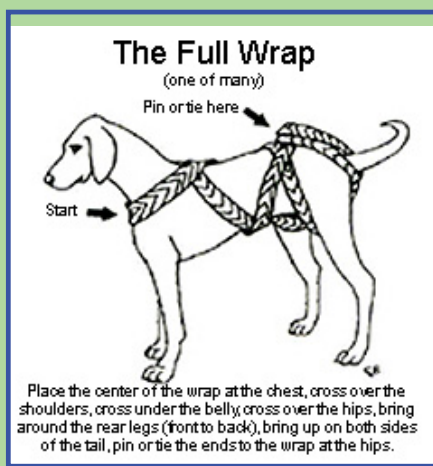
You can see a video excerpt of Kylie before and after at www.youtube.com/profile?user=bluedogcc#p/u/2/Gs6OLs8weM0. >



Royal in the Half Wrap (diagram to the right)



Royal in the Full Wrap (diagram to the right)



In conclusion, the longer I instruct dog training classes, the more uses I find for body wraps. They have certainly helped me to maintain a calm and successful learning environment. Wraps have been an essential tool in helping many of my clients and their dogs, who for one reason or another may not have been able to succeed in a classroom environment. This includes many dogs that had been dismissed from other trainer's classes because they were disruptive and unable to concentrate. The wraps, along with the other tools of TTouch, provided the support they needed to excel.


In future columns, we'll explore the two other facets of the Tellington TTouch Method, specific touches on the body and balanced movement exercises and how they can also be incorporated into reward based training. To learn more about TTouch, visit www.ttouch.com for information about hands on workshops, books and videos.

Endnotes

- ¹ Cascade K. (2004). The sensory side of ttouch. *TTEAM Connections*, 4: 25-27
- ² Grandin T. (1992). Calming effects of deep touch pressure in patients with autistic disorder, college students, and animals. *Journal of Child and Adolescent Psychopharmacology*, 2: 63-72.
- ³ Science Daily Web site. *Therapeutic Vest Will Help Children With Autism, ADHD, Anxiety*. Retrieved November 2009 from: <http://www.sciencedaily.com/releases/2008/05/080521174320.htm>.

- ⁴ Williams N., Borchelt P. (2003). Full body restraint and rapid stimulus exposure as a treatment for dogs with defensive aggressive behavior: three case studies. *International Journal of Comparative Psychology*, 16: 226-236.

Jenn Merritt, CPDT-KA, is a Tellington TTouch Companion Animal Practitioner and owner of Blue Dog Creature Coaching in Efland, NC. She presented "Tellington TTouch in the Canine Classroom" and "Training Canine Companions for Lifelong Partnership with Autistic Children" at the 2009 APDT Conference in Oakland, CA. She can be contacted at jenn@bluedogk9.com.




Comfort Trainer Head Halter
The Cadillac of Head Halters

Dogs acclimate faster to Comfort Trainer than any other head halter. Just put it on and start training. No adjustment period needed. No muzzle abrasion. No eye irritation. No jaw clamp.


Available 24/7 at www.comforttrainer.net
or call: 434-946-5464, 8 am-8 pm, EST
Retail, Wholesale and Distributor lots

Great reads from Dogwise Publishing




LANGUAGE OF DOGS
Understanding Canine Body Language and Other Communication Signals DVD Set
Sarah Kalnajs

What is your dog's body language saying to you and to other dogs? Is he showing friendliness, fear, or stress? Learn how to read these signals so that you develop a better understanding of canine behavior.




THE THINKING DOG
Crossover to Clicker Training
Gail Fisher

It is a joy to work with a dog who actively engages in the learning process. This book will help you build a relationship based on cooperation between human and dog that will surprise you in its depth and versatility. *The Thinking Dog* is your roadmap!




CANINE MASSAGE
A Complete Reference Manual
Jean-Pierre Hourdebaigt

Learn the techniques of a recognized expert in the field so that you can bring the well-known benefits of massage to your own dog or become a canine massage specialist. Well illustrated with over 100 illustrations.




THE ETHICAL DOG TRAINER
A Practical Guide for Canine Professionals
Jim Barry

Winner of the AABP 2008 Best Dog Book (Misc. Category)!
Dive deep into the ethical questions frequently faced by dog trainers. This book offers up a systematic approach to helping trainers resolve difficult dilemmas and raise the quality of their choices.



THE DOG TRAINER'S RESOURCE
APDT Chronicle of the Dog Collection
Mychelle Blake, Editor

This collection of articles from APDT's *The Chronicle of the Dog* will prove a valuable resource for trainers and would-be trainers. Learn what you need to know from experts like Bob Bailey, Jean Donaldson, Ian Dunbar, Nicole Wilde, and Sue Sternberg.



THE DOG TRAINER'S RESOURCE 2
APDT Chronicle of the Dog Collection
Mychelle Blake, Editor

Contains more cutting edge information written for dog trainers collected from dog training's most influential magazine, APDT's *The Chronicle of the Dog*. Subjects covered in this book range from puppy training and socialization to working with your vet.

Order online at www.dogwise.com or call 800-776-2665. APDT members get a 10% discount!